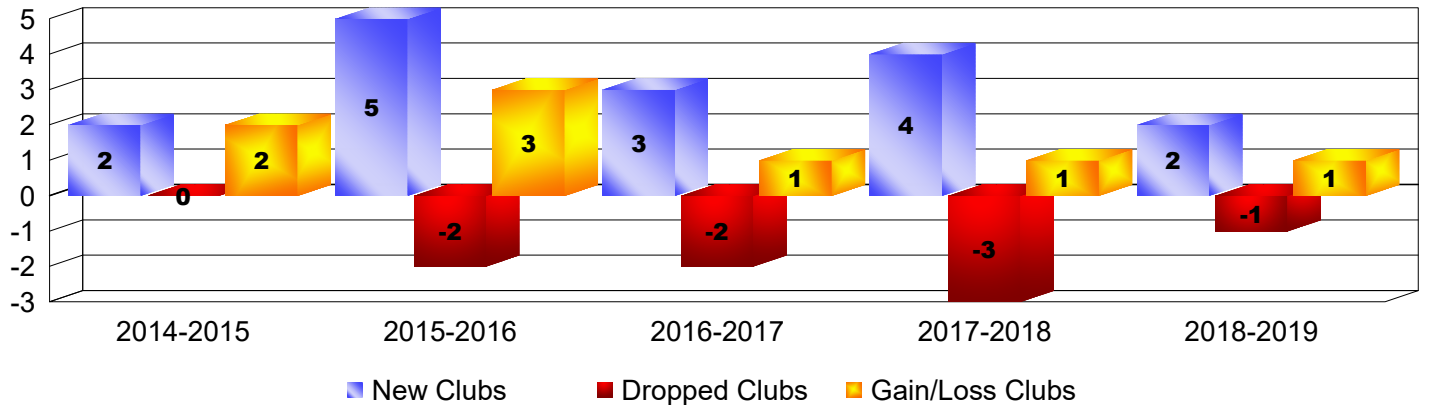
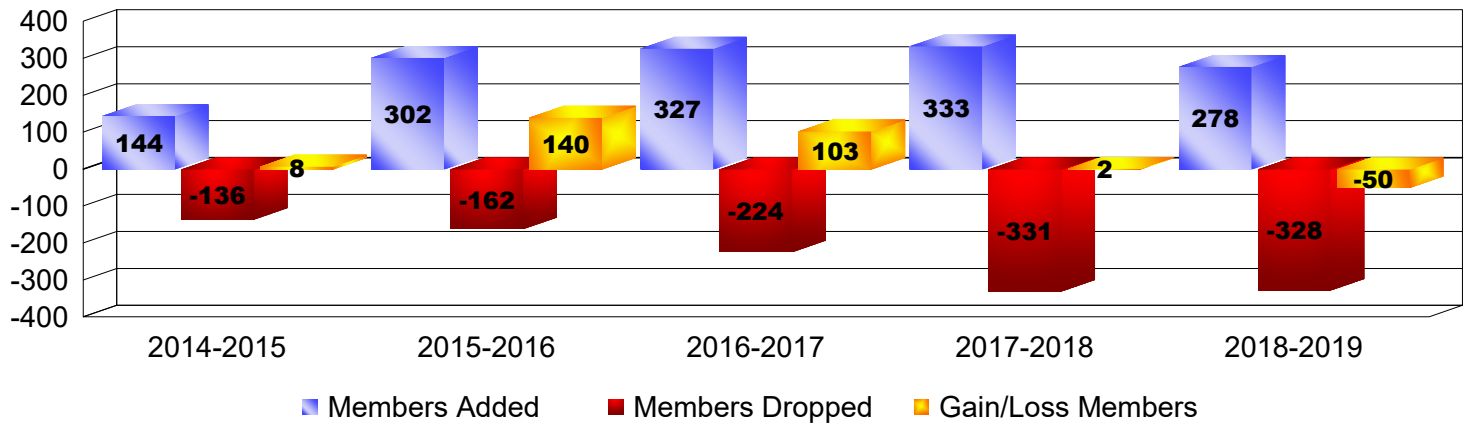


Year	New Clubs	Dropped Clubs	Gain/ Loss Clubs	New Members	Charter Members	Reinstate Members	Transfer Members	Total Member Added	Total Members Dropped	Gain/ Loss Members
2014-2015	2	0	2	89	44	5	6	144	-136	8
2015-2016	5	-2	3	182	113	4	3	302	-162	140
2016-2017	3	-2	1	215	87	24	1	327	-224	103
2017-2018	4	-3	1	195	106	28	4	333	-331	2
2018-2019	2	-1	1	193	56	22	7	278	-328	-50
<b>Average</b>	<b>3</b>	<b>-2</b>	<b>2</b>	<b>175</b>	<b>81</b>	<b>17</b>	<b>4</b>	<b>277</b>	<b>-236</b>	<b>41</b>

### Clubs

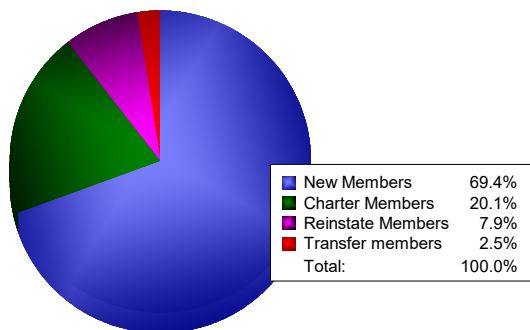


### Members



### Membership Composition

June 2019 Cumulative



### Gender Comparison

June 2019 Cumulative

